

Sharda Shaikshanik & Samajik Sansthas

**Vidhydhan Commerce &
Science College
Walwadi, Dhule(200111)**



A PROJECT REPORT ON

**“Directary Management System “
Submitted by**

Mr. Motilal Mohan Pawara.

PRN No:-201901540035865

Seat Number:-358299

GUIDE BY

PROF. MRS. Punam Patil

**IN PARTIAL FULLFILLMENT OF
DEGREE OF BACHORAL OF COMPUTER
APPLICATION (BCA)**



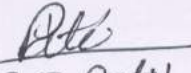
**Kavayitri Bahinabai Chaudhari
North Maharashtra University, Jalgaon**

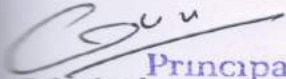


Certificate


This is to certify the **Mr. Motilal M. Pawara** final year student of Bachelor in Bachelor of Computer Applications (**BCA**) has been successfully complete these project entitled -**Directory Management System** – as the record of the work carried out by his is accepted in partial fulfillment of the requirement for degree of Bachelor in Bachelor of Computer Applications (**BCA**) in the Bachelor of Computer Applications (**BCA**) vidhyadhan Commerce & Science college Dhule under the guidance of **Prof. Mr. Punam patil.** in the academic year 2021-2022


Place: - Date

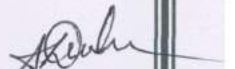

Prof. P. D. Patil
(Project Guide)


Principal
Principal
Vidyadhan Com. & Sci College
Valwadi (Dhule)




Prof. Head of Department
(Project Guide)
H.O.D.
Computer & Management
Vidyadhan College, Valwadi


Internal
Examiner
Examine


External

“Directory management system”

Index

- **Introduction**
- **Requirement Analysis**
- **Module Description**
- **Design**
- **Database**
- **Testing**
- **Input Screen**
- **Output Screen**
- **Conclusion**
- **Bibliography**

Introduction

Directory Management

Directory is a place/area/location where a set of file(s) will be stored. It is a folder which contains details about files, file size and time when they are created and last modified. The different types of directories are discussed below –

Root Directory

Root Directory is created when we start formatting the disk and start putting files on it. In this, we can create new directories called "sub-directories". Root directory is the highest level directory and is seen when booting a system.

Subdirectory

Subdirectory is a directory inside root directory, in turn, it can have another sub-directory in it.

Requirement Analysis

Software Requirement

- | | |
|-------------------------|--------------------------------------|
| ▪ Project Name | bus booking managemant system in php |
| ▪ Language Used | PHP5.6, PHP7.x |
| ▪ Database | MySQL 5.x |
| ▪ User Interface Design | HTML, AJAX,JQUERY,JAVASCRIPT |
| ▪ Web Browser Mozilla, | Google Chrome, IE8, OPERA |
| ▪ Software | XAMPP / Wamp / Mamp/ Lamp (anyone) |

Hardware Requirement

◆ Hardware Requirement◆

- P-III or higher Processor.
- 40 GB HDD
- 256 SDD
- 8 GB RAM (min)
- Color VGA 800x600 resolution monitor

Module Description

Project Name	: Directory Management System (DMS)
Language Used	: PHP
Database	: MySQL
User Interface Design	: HTML, AJAX, JQUERY, JAVASCRIPT
Web Browser	: Mozilla, Google Chrome, IE8, OPERA
Software	: XAMPP / Wamp / Mamp / Lamp (anyone)

Directory Management System (DMS) This project divided into two modules

1. User Module

2. Admin Module.

User Module

User can Search for the record by name and phone number.

Admin Module























- Admin can create a directory.
- Manage the directory (update the record, make the record public and private).
- Admin dashboard.
- Admin Search.
- Records by status (public and private).
- Admin can manage own profile.

Table admin

Database: dbmsdb Table: tbladmin

Structure SQL Search Insert Export Import Privileges Operations Tracking Triggers

Table structure Relation view

Name	Type	Collation	Attributes	Null	Default	Comments	Extra	Action
 ID	int(10)			No	None		AUTO_INCREMENT	  
AdminName	varchar(120)	latin1_swedish_ci		Yes	NULL			  
UserName	varchar(120)	latin1_swedish_ci		Yes	NULL			  
MobileNumber	bigint(11)			Yes	NULL			  
Email	varchar(120)	latin1_swedish_ci		Yes	NULL			  
Password	varchar(120)	latin1_swedish_ci		Yes	NULL			  
AdminRegdate	timestamp			Yes	current_timestamp()			  

Check all With selected Browse Change Drop Primary Unique Index Spatial Fulltext Add to c

Remove from central columns

Propose table structure Track table Move columns Normalize

column(s) after AdminRegdate

Font Screen

Directory Management System Admin Login

Search By Name / Contact Number

Search for: Go!

Fuji Mobile Number: 7865564524 Email: fuji@gmail.com Profession: CEO Address: hyyukluop City: Kannauj	Sarita Mobile Number: 7967564645 Email: sarita@gmail.com Profession: HR Executive Address: ghgkjhuyhkuj City: New Delhi	Mohan Tiwari Mobile Number: 8098765654 Email: tiwar807@gmail.com Profession: Office Manager Address: Mohan Niwas, Cantt road City: Kanpur
Khuhi Sinha Mobile Number: 9807531479 Email: khish@gmail.com Profession: Team Leader Address: H.No 340/45, Sharan Niwas	Bradley Greer Mobile Number: 6787655433 Email: bradley@gmail.com Profession: Software Engineer Address: H.No 670-A, B block Gurgaon	Airi Satou Mobile Number: 4577890655 Email: airi@gmail.com Profession: Accountant Address: 630/5670 Malvi Nagar Delhi

9:58 AM 5/23/2022

User login Screen

Directory Management System || Admin Login

User Name:

Password:

9:58 AM 5/23/2022

Admin login

The screenshot shows a web browser window with the URL `localhost/dms/dms/admin/dashboard.php`. The page title is "Dashboard / Admin Dashboard". On the left is a sidebar menu with "SMS Admin" and "Dashboard" selected. The main content area features three summary cards: "14 Total Records" with a "View Details" link, "7 Total Public Records" with a "View Detail" link, and "7 Total Private Records" with a "View Detail" link. At the bottom, there is a copyright notice: "Copyright © PHPGangsta PCMS 2019". The Windows taskbar at the bottom shows the time as 4:30 AM on 5/21/2019.

Add directory

The screenshot shows a web browser window with the URL `localhost/dms/dms/admin/add-directory.php`. The page title is "Dashboard / Add Directory". The left sidebar is the same as in the previous screenshot. The main content area contains a form with the following fields: "Full Name" (with a "Profession" label to its right), "Email address", "Mobile Number" (with a "City" label to its right), and "Address". Below the form is a green "ADD" button. At the bottom, there is a copyright notice: "Copyright © PHPGangsta PCMS 2019". The Windows taskbar at the bottom shows the time as 4:32 AM on 5/21/2019.

Manage Directory

Dashboard / Manage Directories

Show 10 entries

Search:

S.NO	Full Name	Mobile Number	Action
1	Airi Setou	9876509632	Edit Detail
2	Angelica Ramos	4577890655	Edit Detail
3	Ashton Cox	4577890690	Edit Detail
4	Airi Setou	4577890655	Edit Detail
5	Bradley Greer	6787655433	Edit Detail
6	John Mac	6877955435	Edit Detail
7	Caesar Vancy	9063735686	Edit Detail
8	Gunjan Misra	5764324679	Edit Detail
9	Khushi Shih	9807531479	Edit Detail
10	Shanu Misra	9876578965	Edit Detail

6:30 AM
5/23/2022

Search Directory

Dashboard / Search Directory

Search by Name and Contact number

Search

Copyright © PHPGurukul POKAS 2019

6:38 AM
5/23/2022